







SAGUARO RANCH - CONSTRUCTION SPECS - CONTEMPORARY
GENERAL SPECIFICATIONS






PICTURE	ITEM	MATERIAL	SIZE	NOTES	UPGRADE	VENDOR
INTERIOR PAINT						
	PAINT OPTION 1	<u>MANUFACTURER:</u> SHERWIN WILLIAMS <u>COLOR:</u> DRIFT OF MIST - SW9166 <u>SHEEN:</u> TBD		DECISION TO BE MADE AT JOB SITE; SUB CONTRACTOR TO PUT 3 FOOT BY 3 FOOT SAMPLES ON WALLS FOR DESIGNER'S APPROVAL	WALL AND CEILING SQUARE CORNER WALLS PAINT HVAC/LIGHT TRIMS TO MATCH	RB CONSTRUCTION 520.240.9641
	PAINT OPTION 2	<u>MANUFACTURER:</u> SHERWIN WILLIAMS <u>COLOR:</u> REPOSE GRAY - SW7015 <u>SHEEN:</u> TBD		DECISION TO BE MADE AT JOB SITE; SUB CONTRACTOR TO PUT 3 FOOT BY 3 FOOT SAMPLES ON WALLS FOR DESIGNER'S APPROVAL	WALL AND CEILING SQUARE CORNER WALLS PAINT HVAC/LIGHT TRIMS TO MATCH	RB CONSTRUCTION 520.240.9641
	PAINT OPTION 3	<u>MANUFACTURER:</u> SHERWIN WILLIAMS <u>COLOR:</u> CITY LOFT - SW7631 <u>SHEEN:</u> TBD		DECISION TO BE MADE AT JOB SITE; SUB CONTRACTOR TO PUT 3 FOOT BY 3 FOOT SAMPLES ON WALLS FOR DESIGNER'S APPROVAL	WALL AND CEILING SQUARE CORNER WALLS PAINT HVAC/LIGHT TRIMS TO MATCH	RB CONSTRUCTION 520.240.9641
	LUTRON PLATES	<u>MANUFACTURER:</u> LUTRON <u>COLOR:</u> TBD		PLEASE NOTE THAT THE COLOR OF THE PLATES MAY VARY DEPENDING ON THE FINISH OR TILE USED ON THE WALLS.		RB CONSTRUCTION 520.240.9641
SPECIALTY WALL FINISH						
	GREAT ROOM FIREPLACE/ HALLWAY	<u>MANUFACTURER:</u> CUSTOM PLASTER FINISH FINISH TO MATCH LCA SAMPLE			WALLS TO BE SMOOTHES TO L4-L5 REFER TO PLANS FOR LOCATIONS	X HOPPER FINISHES BRET HOPPER 602.722.1474

SAGUARO RANCH - CONSTRUCTION SPECS - CONTEMPORARY
GENERAL SPECIFICATIONS

PICTURE	ITEM	MATERIAL	SIZE	NOTES	UPGRADE	VENDOR
FIREPLACE						
	<p>GREAT ROOM</p> <p>LINEAR</p>	<p><u>MANUFACTURER:</u> FIREPLACE XTRORDINAIR</p> <p><u>ITEM:</u> PROBUILDER 54 LINEAR DELUXE</p> <p><u>FINISH:</u> TBD</p>	<p><u>VIEWING AREA:</u> TEMPERED GLASS 52 3/8" W X 13 3/8" H</p> <p><u>OPTIONS OF ACCESSORIES:</u> FIREBACK, LOGS, FYRE-ART</p>	<p>Heating Capacity*: Up to 1,650 Sq. Ft. BTU/Hr Input (NG/LP): 17,000 to 33,000 (50% turndown) Weight: 210 lbs. (95 kg).</p>		<p>FLAME CONNECTION VERONICA A. CRUG 520.623.0626</p>





SAGUARO RANCH - CONSTRUCTION SPECS - CONTEMPORARY

DOORS

PICTURE	ITEM	MATERIAL	SIZE	NOTES	UPGRADE	VENDOR
ENTRY DOOR						
	ENTRY DOOR	<u>MANUFACTURER:</u> SAN JUAN IRONWORKS, LLC. <u>ITEM:</u> CUSTOM DESIGN			X	SAN JUAN IRONWORKS JUAN ARREOLA 520.705.6613
	DOOR PULL - OPTIONS	<u>MANUFACTURER:</u> SAN JUAN IRONWORKS, LLC. <u>ITEM:</u> DOUBL SIDED DOOR PULL WITH KEYED LOCK <u>FINISH:</u> BRONZE				SAN JUAN IRONWORKS JUAN ARREOLA 520.705.6613
INTERIOR DOORS						
	INTERIOR DOOR	<u>MANUFACTURER:</u> HALEY <u>ITEM:</u> INTERIOR DOOR - ARCHITECTURAL WOOD DOOR <u>FINISH:</u> TBD			X	RB CONSTRUCTION 520.240.9641
	BASEBOARD	PAINT GRADE - SOLID CORE SQUARE	4 1/2" H	PAINT COLOR THE SAME COLOR THAT WAS SELECTED FOR THE WALLS		RB CONSTRUCTION 520.240.9641
INTERIOR DOOR HARDWARE						
	DOOR LEVER	<u>MANUFACTURER:</u> EMTEK <u>ITEM:</u> HELIOS DOOR LVER <u>MODEL #</u> 5210HLOUS19RH <u>FINISH:</u> SATIN NICKEL				RB CONSTRUCTION 520.240.9641



SAGUARO RANCH - CONSTRUCTION SPECS - CONTEMPORARY

LIGHTING

PICTURE	ITEM	MATERIAL	SIZE	NOTES	UPGRADE	VENDOR
EXTERIOR						
	WALL SCONCE	<u>MANUFACTURER:</u> HINKLEY <u>ITEM:</u> LUNA - MEDIUM WALL SCONCE <u>MODEL #:</u> 1668BZ-LED <u>FINISH:</u> BRONZE	6" W X 3.5" D X 16.25" H	DARK SKY INTEGRATED LED 15 W 120V 1200 LUMENS 3000 K	X	ILLUMINATIONS 250.325.3031
GENERAL						
	CEILING FAN OPTION 1	<u>MANUFACTURER:</u> MINKA AIRE <u>ITEM:</u> ROTO XL <u>MODEL #:</u> F624-ABD <u>FINISH:</u> BRUSHED NICKEL WITH ASH MAPLE	60" 3 BLADE COMES WITH 1 6" DOWNROD	REMOTE OR WALL CONTROL	X	ILLUMINATIONS 250.325.3031
	CEILING FAN OPTION 2	<u>MANUFACTURER:</u> MINKA AIRE <u>ITEM:</u> AVIATION 60" <u>MODEL #:</u> F853-BN/AMP <u>FINISH:</u> BRUSHED ALUMINUM	62" 3 BLADE COMES WITH 1 6" DOWNROD	REMOTE OR WALL CONTROL	X	ILLUMINATIONS 250.325.3031
DINING ROOM						
	CHANDELIER	<u>MANUFACTURER:</u> HAMMERTON STUDIO <u>ITEM:</u> TEMPEST W/LINEN SHADE DRUM CHANDELIER <u>MODEL #:</u> CHB0013-24-FB-SH <u>FINISH:</u> BEIGE SILVER	24" DIA OAH 21"-75" IN INCRMENTS FROM 21" TO 75"	MOUNTS DIRECTLY TO J- BOX INCADESCENT A19 BULB 60 W		HAMMERTON STUDIO




SAGUARO RANCH - CONSTRUCTION SPECS - CONTEMPORARY

LIGHTING







POWDER ROOM						
	PENDANT QTY 2 OPTION 1	<u>MANUFACTURER:</u> VISUAL COMFORT <u>ITEM:</u> TIBOR 2 PENDANT <u>MODEL #:</u> 700MOTBRCS-LED <u>FINISH:</u> SATIN NICKEL	2.3" DIA X 15.3" H	421 delivered lumens, 3000K, replaceable LED six feet of field-cutttable suspension cable. Dimmable	X	ILLUMINATIONS 250.325.3031
	PENDANT QTY 2 OPTION 2	<u>MANUFACTURER:</u> VISUAL COMFORT <u>ITEM:</u> CAPTRA PENDANT <u>MODEL #:</u> 700MPCPTCS <u>FINISH:</u> SATIN NICKEL	3" DIA X 14" H	35 watt max. bi-pin lamp (Not Included). LED 6.5 watt, 3000K, replaceable LED MR16 lamp. Ships with six feet field-cutttable cable. Dimmable	X	ILLUMINATIONS 250.325.3031

SAGUARO RANCH - CONSTRUCTION SPECS - CONTEMPORARY




LIGHTING

SECONDARY BATHROOMS						
	VANITY LIGHT (VERIFY QTY NEEDED) OPTION 1	<u>MANUFACTURER:</u> HINKLEY <u>ITEM:</u> ALTO LARGE LED VANITY <u>MODEL #:</u> 51404BN <u>FINISH:</u> BRUSHED NICKEL	30" W X 3" D X 4.75" H	INTEGRATED LED WHITE ACRYLIC GLASS 3000 K	X	ILLUMINATIONS 250.325.3031
	VANITY LIGHT (VERIFY QTY NEEDED) OPTION 2	<u>MANUFACTURER:</u> MODERN FORMS <u>ITEM:</u> BARRE <u>MODEL #:</u> WS-68227-37-BN <u>FINISH:</u> BRUSHED NICKEL	37" W X 3 7/8" D X 3" H	CRI: 90 Input: 120 VAC, 50/60Hz INTEGRATED LED	X	ILLUMINATIONS 250.325.3031
PRIMARY BATHROOM						
	MIRROR LIGHT QTY 2	<u>MANUFACTURER:</u> IBM MIRROR <u>ITEM:</u> HARMONY DIMMABLE LIGHTED MIRROR <u>MODEL #:</u> HARMX24323000	24" W X 32" H	Voltage: 110V - Lumen Output: Approx. 4250 lumens - CRI: 90+ - Lifespan: Approx. 120,000 hours 3000K	X	IBM MIRROR



**SAGUARO RANCH - CONSTRUCTION SPECS - CONTEMPORARY
APPLIANCES**

PICTURE	ITEM	MATERIAL	SIZE	NOTES	UPGRADE	VENDOR
KITCHEN						
	RANGE	<u>MANUFACTURER:</u> SUBZERO/WOLF <u>ITEM:</u> 48" GAS RANGE <u>MODEL #:</u> WGR488 <u>FINISH:</u> STAINLESS	48" 8 BURNER	BLACK KNOBS		ARIZONA APPLIANCE & HOME JESSICA ABREGO 520.419.4555
	HOOD	<u>MANUFACTURER:</u> SUBZERO/WOLF <u>ITEM:</u> 48" PRO WALL MOUNT HOOD VENT <u>MODEL #:</u> WPWC482418 <u>FINISH:</u> STAINLESS	48"	WORKS WITH INTERNAL, IN-LINE OR REMOTE BLOWER OPTIONS		ARIZONA APPLIANCE & HOME JESSICA ABREGO 520.419.4555
	BLOWER	<u>MANUFACTURER:</u> SUBZERO/WOLF <u>ITEM:</u> BLOWER <u>MODEL #:</u> W801642				ARIZONA APPLIANCE & HOME JESSICA ABREGO 520.419.4555
	MICROWAVE	<u>MANUFACTURER:</u> SUBZERO/WOLF <u>ITEM:</u> 24" COUNTERTOP MICROWAVE <u>MODEL #:</u> WS24 <u>FINISH:</u> BLACK	24" W X 19" D X 13 3/8" H	2 CU. FT. CAPACITY 120 VAC, 60 HZ 15 AMP DEDICATED CIRCUIT 3-PRONG GROUNDING		ARIZONA APPLIANCE & HOME JESSICA ABREGO 520.419.4555
	MICROWAVE TRIM KIT - OPTION A	<u>MANUFACTURER:</u> SUBZERO/WOLF <u>ITEM:</u> TRIM KIT <u>MODEL #:</u> W827870 <u>FINISH:</u> STAINLESS				ARIZONA APPLIANCE & HOME JESSICA ABREGO 520.419.4555
	MICROWAVE TRIM KIT - OPTION B	<u>MANUFACTURER:</u> SUBZERO/WOLF <u>ITEM:</u> TRIM KIT <u>MODEL #:</u> W829310 <u>FINISH:</u> CONTEMPORARY STAINLESS				ARIZONA APPLIANCE & HOME JESSICA ABREGO 520.419.4555






**SAGUARO RANCH - CONSTRUCTION SPECS - CONTEMPORARY
APPLIANCES**

	<p>MICROWAVE TRIM KIT - OPTION C</p>	<p><u>MANUFACTURER:</u> SUBZERO/WOLF <u>ITEM:</u> TRIM KIT <u>MODEL #:</u> W824642 <u>FINISH:</u> BLACK</p>				<p>ARIZONA APPLIANCE & HOME JESSICA ABREGO 520.419.4555</p>
	<p>REFRIGERATOR</p>	<p><u>MANUFACTURER:</u> SUBZERO/WOLF <u>ITEM:</u> 42" CLASSIC SIDE BY SIDE REFRIGERATOR PANEL READY <u>MODEL #:</u> CL4850SID/O</p>	<p>42"W x 84"H x 24"D PRO OR TUBULAR HANDLE OPTIONS</p>	<p>INTERNAL DISPENSER REFRIGERATOR</p>	<p align="center">X</p>	<p>ARIZONA APPLIANCE & HOME JESSICA ABREGO 520.419.4555</p>
	<p>DISHWASHER</p>	<p><u>MANUFACTURER:</u> COVE <u>ITEM:</u> 24" PANEL READY DISHWASHER <u>MODEL #:</u> CDW2450</p>	<p>23 5/8"W x 34 1/2"H x 23 1/4"D DOOR CLEARANCE 26 3/4" 24" MIN. OPENING</p>	<p>41 DBA 115 VAC, 60 HZ 15 AMP DEDICATED CURCUIT 3-PRONG GROUNDING</p>		<p>ARIZONA APPLIANCE & HOME JESSICA ABREGO 520.419.4555</p>





**SAGUARO RANCH - CONSTRUCTION SPECS - CONTEMPORARY
APPLIANCES**

BUTLER'S KITCHEN						
	UNDER COUNTER WINE REFRIGERATOR	<u>MANUFACTURER:</u> SUBZERO/WOLF <u>ITEM:</u> 24" DESIGNER UNDERCOUNTER EINR STORAGE PANEL READY <u>MODEL #:</u> DEU2450W/L	24" W X 34" H		X	ARIZONA APPLIANCE & HOME JESSICA ABREGO 520.419.4555
	UNDERCOUNTER REFREGERTOR	<u>MANUFACTURER:</u> SUBZERO/WOLF <u>ITEM:</u> 24" DESIGNER UNDERCOUNTER REFRIGERATOR <u>MODEL #:</u> DEU2450R/R	24" W X 34" H		X	ARIZONA APPLIANCE & HOME JESSICA ABREGO 520.419.4555






**SAGUARO RANCH - CONSTRUCTION SPECS - CONTEMPORARY
PLUMBING**

PICTURE	ITEM	MATERIAL	SIZE	NOTES	UPGRADE	VENDOR
KITCHEN						
	PERIMETER SINK	<u>MANUFACTURER:</u> ROHL <u>ITEM:</u> CULINARIO SINK <u>MODEL #:</u> RUWUM3319WSSB <u>FINISH:</u> STAINLESS STEEL	33" W X 16" D X 9" BOWL DEPTH	INCLUDES SINK STRAINER, SINK GRID, BASKET STRAINER, ROLL UP DRYING RACK, COLLANDER AND BAMBOO CUTTING BOARD		HUGHES SUPPLY 480.951.0124
	ISLAND SINK	<u>MANUFACTURER:</u> ROHL <u>ITEM:</u> FORZE 17" SINGLE BOWL <u>MODEL #:</u> RSS1718SB <u>FINISH:</u> STAINLESS STEEL	17" W X 18" D X 10" BOWL DEPTH			HUGHES SUPPLY 480.951.0124
	FAUCET QTY: 2	<u>MANUFACTURER:</u> RIOBEL <u>ITEM:</u> AZURE PULLDOWN FAUCET <u>MODEL #:</u> AZ201 <u>FINISH:</u> SATIN NICKEL	16" HEIGHT 8 1/85" SPOUT REACH		UPGRADE FINISH	HUGHES SUPPLY 480.951.0124
	AIR SWITCH QTY: 2	<u>MANUFACTURER:</u> ROHL <u>ITEM:</u> AIR ACTIVATED SWITCH BUTTON WITH CONTROL BOX <u>MODEL #:</u> AS450APC <u>FINISH:</u> SATIN NICKEL	16" HEIGHT 8 1/85" SPOUT REACH			HUGHES SUPPLY 480.951.0124
	DISPOSAL QTY: 2	<u>MANUFACTURER:</u> WASTEKING <u>ITEM:</u> 3/4HP <u>MODEL #:</u> EX75C <u>FINISH:</u> CHROME	16" HEIGHT 8 1/85" SPOUT REACH			HUGHES SUPPLY 480.951.0124






**SAGUARO RANCH - CONSTRUCTION SPECS - CONTEMPORARY
PLUMBING**

PICTURE	ITEM	MATERIAL	SIZE	NOTES	UPGRADE	VENDOR
BUTLER KITCHEN						
	SINK	<u>MANUFACTURER:</u> ROHL <u>ITEM:</u> CULINARIO SINK <u>MODEL #:</u> RUWUM3319WSSB <u>FINISH:</u> STAINLESS STEEL	33" W X 16" D X 9" BOWL DEPTH	INCLUDES SINK STRAINER, SINK GRID, BASKET STRAINER, ROLL UP DRYING RACK, COLLANDER AND BAMBOO CUTTING BOARD	X	HUGHES SUPPLY 480.951.0124
	FAUCET	<u>MANUFACTURER:</u> RIOBEL <u>ITEM:</u> AZURE PULLDOWN FAUCET <u>MODEL #:</u> AZ201 <u>FINISH:</u> SATIN NICKEL	16" HEIGHT 8 1/85" SPOUT REACH		X	HUGHES SUPPLY 480.951.0124
	AIR SWITCH	<u>MANUFACTURER:</u> ROHL <u>ITEM:</u> AIR ACTIVATED SWITCH BUTTON WITH CONTROL BOX <u>MODEL #:</u> AS450APC <u>FINISH:</u> SATIN NICKEL	16" HEIGHT 8 1/85" SPOUT REACH		X	HUGHES SUPPLY 480.951.0124
	DISPOSAL	<u>MANUFACTURER:</u> WASTEKING <u>ITEM:</u> 3/4HP <u>MODEL #:</u> EX75C <u>FINISH:</u> CHROME	16" HEIGHT 8 1/85" SPOUT REACH		X	HUGHES SUPPLY 480.951.0124






**SAGUARO RANCH - CONSTRUCTION SPECS - CONTEMPORARY
PLUMBING**

PICTURE	ITEM	MATERIAL	SIZE	NOTES	UPGRADE	VENDOR
POWDER ROOM						
	RECTANGLE SINK	<u>MANUFACTURER:</u> ROHL <u>ITEM:</u> EIRENE UNDERMOUNT RECTANGULAR SINK <u>MODEL #:</u> ERUB2015RTWH <u>FINISH:</u> WHITE	20" x 15"			HUGHES SUPPLY 480.951.0124
	FAUCET	<u>MANUFACTURER:</u> RIOBEL <u>ITEM:</u> ODE SINGLE HANDLE BATHROOM FAUCET WITH POP UP DRAIN <u>MODEL #:</u> ODS01BN <u>FINISH:</u> BRUSHED NICKEL	7 3/4" H 5 1/8" SPOUT REACH		UPGRADE FINISH	HUGHES SUPPLY 480.951.0124
	TOILET	<u>MANUFACTURER:</u> KOHLER <u>ITEM:</u> SANTA ROSA CONFORTT HEIGHT <u>MODEL #:</u> K-30810-0 <u>FINISH:</u> WHITE	177 5/8" W X 27 3/4" D X 28 1/2" H	ONE-PIECE COMPACT ELONGATED 1.28 GPF TOILET WITH REVOLUTION 360 SWIRL FLUSHING TECHNOLOGY		HUGHES SUPPLY 480.951.0124
	TOWEL BAR QTY: 2	<u>MANUFACTURER:</u> RIOBEL <u>ITEM:</u> PARADOX TOWEL RING <u>MODEL #:</u> PX7BN <u>FINISH:</u> BRUSHED NICKEL	8" W X 3 7/8" D X 1" H		UPGRADE FINISH	HUGHES SUPPLY 480.951.0124
	TOILET TISSUE HOLDER	<u>MANUFACTURER:</u> RIOBEL <u>ITEM:</u> : PARADOX TOILET TISSUE HOLDER <u>MODEL #:</u> PX3BN <u>FINISH:</u> BRUSHED NICKEL	5" W X 3 7/8" D X 1" H		UPGRADE FINISH	HUGHES SUPPLY 480.951.0124






**SAGUARO RANCH - CONSTRUCTION SPECS - CONTEMPORARY
PLUMBING**

PICTURE	ITEM	MATERIAL	SIZE	NOTES	UPGRADE	VENDOR
SECONDARY BATHROOMS						
	RECTANGLE SINK (VERIFY QTY NEEDED)	<u>MANUFACTURER:</u> ROHL <u>ITEM:</u> EIRENE UNDERMOUNT RECTANGULAR SINK <u>MODEL #:</u> ERUB2015RTWH <u>FINISH:</u> WHITE	20" x 15"			HUGHES SUPPLY 480.951.0124
	FAUCET	<u>MANUFACTURER:</u> RIOBEL <u>ITEM:</u> ODE SINGLE HANDLE BATHROOM FAUCET WITH POP UP DRAIN <u>MODEL #:</u> ODS0BN <u>FINISH:</u> BRUSHED NICKEL	7 3/4" H 5 1/8" SPOUT REACH		UPGRADE FINISH	HUGHES SUPPLY 480.951.0124
	SHOWER HEAD	<u>MANUFACTURER:</u> RIOBEL <u>ITEM:</u> 6 FUNCTION SHOWERHEAD WITH ARM <u>MODEL #:</u> 366BN <u>FINISH:</u> BRUSHED NICKEL	3" TO CENTER 8 1/4" D	SHOWER ARM WITH FLANGE	UPGRADE FINISH	HUGHES SUPPLY 480.951.0124
	PRESSURE BALANCE	<u>MANUFACTURER:</u> RIOBEL <u>ITEM:</u> ODE 1/2" PRESSURE BALANCE TRIN WITH LEVER <u>MODEL #:</u> TOD51BN <u>FINISH:</u> BRUSHED NICKEL	6" DIA X 1/4" D	DOUBLE ACTION FLOW AND TEMPERATURE	UPGRADE FINISH	HUGHES SUPPLY 480.951.0124
	VALVE	<u>MANUFACTURER:</u> RIOBEL <u>ITEM:</u> PRESSURE BALANCE ROUGH IN VALVE <u>MODEL #:</u> R51	4" X 4 1/4"			HUGHES SUPPLY 480.951.0124






**SAGUARO RANCH - CONSTRUCTION SPECS - CONTEMPORARY
PLUMBING**

PICTURE	ITEM	MATERIAL	SIZE	NOTES	UPGRADE	VENDOR
	DRAIN	<u>MANUFACTURER:</u> ROHL <u>ITEM:</u> PVC 2" X 3" DRAIN KIT WUTG NATRIX DECORATIVE COVER <u>MODEL #:</u> SDPVC2/3-3143STN <u>FINISH:</u> SATIN NICKEL	5 1/4" X 5 1/4"	DOUBLE ACTION FLOW AND TEMPERATURE	UPGRADE FINISH	HUGHES SUPPLY 480.951.0124
	TOILET	<u>MANUFACTURER:</u> KOHLER <u>ITEM:</u> SANTA ROSA CONFORTT HEIGHT <u>MODEL #:</u> K-30810-0 <u>FINISH:</u> WHITE	177 5/8" W X 27 3/4" D X 28 1/2" H	ONE-PIECE COMPACT ELONGATED 1.28 GPF TOILET WITH REVOLUTION 360 SWIRL FLUSHING TECHNOLOGY		HUGHES SUPPLY 480.951.0124
	TOWEL RING	<u>MANUFACTURER:</u> RIOBEL <u>ITEM:</u> PARADOX TOWEL RING <u>MODEL #:</u> PX7BN <u>FINISH:</u> BRUSHED NICKEL	8" W X 3 7/8" D X 1" H		UPGRADE FINISH	HUGHES SUPPLY 480.951.0124
	TOILET TISSUE HOLDER	<u>MANUFACTURER:</u> RIOBEL <u>ITEM:</u> : PARADOX TOILET TISSUE HOLDER <u>MODEL #:</u> PX3C <u>FINISH:</u> CHROME	5" W X 3 7/8" D X 1" H		UPGRADE FINISH	HUGHES SUPPLY 480.951.0124
	ROBE HOOK QTY: 2	<u>MANUFACTURER:</u> RIOBEL <u>ITEM:</u> PARADOX ROBE HOOK <u>MODEL #:</u> PXOBN <u>FINISH:</u> BRUSHED NICKEL	1 3/4" DIA X 1 3/8" D		UPGRADE FINISH	HUGHES SUPPLY 480.951.0124






**SAGUARO RANCH - CONSTRUCTION SPECS - CONTEMPORARY
PLUMBING**

PICTURE	ITEM	MATERIAL	SIZE	NOTES	UPGRADE	VENDOR
PRIMARY BATHROOM						
	RECTANGLE SINK QTY: 2	<u>MANUFACTURER:</u> ROHL <u>ITEM:</u> EIRENE UNDERMOUNT RECTANGULAR SINK <u>MODEL #:</u> ERUB2015RTWH <u>FINISH:</u> WHITE	20" x 15"			HUGHES SUPPLY 480.951.0124
	FAUCET QTY: 2	<u>MANUFACTURER:</u> RIOBEL <u>ITEM:</u> ODE SINGLE HANDLE BATHROOM FAUCET WITH POP UP DRAIN <u>MODEL #:</u> ODS01BN <u>FINISH:</u> BRUSHED NICKEL	7 3/4" H 5 1/8" SPOUT REACH		UPGRADE FINISH	HUGHES SUPPLY 480.951.0124
	SHOWER HEAD	<u>MANUFACTURER:</u> RIOBEL <u>ITEM:</u> 6 FUNCTION SHOWERHEAD WITH ARM <u>MODEL #:</u> 366BN <u>FINISH:</u> BRUSHED NICKEL	3" TO CENTER 8 1/4" D	SHOWER ARM WITH FLANGE	UPGRADE FINISH	HUGHES SUPPLY 480.951.0124
	HANDSHOWER	<u>MANUFACTURER:</u> RIOBEL <u>ITEM:</u> 2-FUNCTION 5" HANDSPWER <u>MODEL #:</u> 4364BN <u>FINISH:</u> BRUSHED NICKEL	4 3/4" W X 10 3/8" H	4 FUNCTIONS	UPGRADE FINISH	HUGHES SUPPLY 480.951.0124
	HANDSHOWER HOSE	<u>MANUFACTURER:</u> RIOBEL <u>ITEM:</u> 59" MEETAL SHOWER HOSE <u>MODEL #:</u> 7259BN <u>FINISH:</u> BRUSHED NICKEL	59"	FLEXIBLE HOSE	UPGRADE FINISH	HUGHES SUPPLY 480.951.0124





**SAGUARO RANCH - CONSTRUCTION SPECS - CONTEMPORARY
PLUMBING**

PICTURE	ITEM	MATERIAL	SIZE	NOTES	UPGRADE	VENDOR
	HANDSHOWER ELBOW	<u>MANUFACTURER:</u> RIOBEL <u>ITEM:</u> HANDSHOWER OUTLET WITH HOLDER <u>MODEL #:</u> 4950BN <u>FINISH:</u> BRUSHED NICKEL	2 1/8" DIA X 2 5/8" D		UPGRADE FINISH	HUGHES SUPPLY 480.951.0124
	RAINSHOWER HEAD	<u>MANUFACTURER:</u> RIOBEL <u>ITEM:</u> 12" RAIN SHOWERHEAD- BRUSHED NICKEL <u>MODEL #:</u> 472BN <u>FINISH:</u> BRUSHED NICKEL	12" DIA X 2.25" H		UPGRADE FINISH	HUGHES SUPPLY 480.951.0124
	CEILING MOUNT SHOWER ARM	<u>MANUFACTURER:</u> RIOBEL <u>ITEM:</u> 6" CEILING MIUNT SHOWER ARM <u>MODEL #:</u> 568BN <u>FINISH:</u> BRUSHED NICKEL	2 3/8" W X 6" H		UPGRADE FINISH	HUGHES SUPPLY 480.951.0124
	THERMOSTATIC & PRESSURE	<u>MANUFACTURER:</u> RIOBEL <u>ITEM:</u> ODE 1/2" THERMOSTATIC & PRESSURE BALANCE TRIM WITH 5 FUNTIONS <u>MODEL #:</u> TOD45BN <u>FINISH:</u> BRUSHED NICKEL	6" DIA X 1/4" D	4 POSITIONS	UPGRADE FINISH	HUGHES SUPPLY 480.951.0124
	VALVE	<u>MANUFACTURER:</u> ROHL <u>ITEM:</u> THERM & PRESSUE BALANCE ROUGH-IN VALVE <u>MODEL #:</u> R45	4" X 4 1/4"			HUGHES SUPPLY 480.951.0124



**SAGUARO RANCH - CONSTRUCTION SPECS - CONTEMPORARY
PLUMBING**

PICTURE	ITEM	MATERIAL	SIZE	NOTES	UPGRADE	VENDOR
	DRAIN	<u>MANUFACTURER:</u> ROHL <u>ITEM:</u> PVC 2" X 3" DRAIN KIT WUTG NATRIX DECORATIVE COVER <u>MODEL #:</u> SDPVC2/3-3143STN <u>FINISH:</u> SATIN NICKEL	5 1/4" X 5 1/4"	DOUBLE ACTION FLOW AND TEMPERATURE	UPGRADE FINISH	HUGHES SUPPLY 480.951.0124
	FREESTANDING TUB	<u>MANUFACTURER:</u> VICTORIA & ALBERT <u>ITEM:</u> VETRALLA FREESTANDINGG SOAKING TUB NO OVERFLOW HOLE <u>MODEL #:</u> VET-N-SW-NO <u>FINISH:</u> WHITE	58 3/4" W X 29 2/8" X 22" H			HUGHES SUPPLY 480.951.0124
	WHITE DRAIN	<u>MANUFACTURER:</u> VICTORIA & ALBERT <u>ITEM:</u> INTELLIDRAIN <u>MODEL #:</u> K-40E-WH <u>FINISH:</u> WHITE	2 3/4" DIA			HUGHES SUPPLY 480.951.0124
	FLOOR MOUNT TUB FILLER	<u>MANUFACTURER:</u> RIOBEL <u>ITEM:</u> ODE FLOOR MOUNT TUB FILLER <u>MODEL #:</u> TOD39BN <u>FINISH:</u> BRUSHED NICKEL	10" W X 34" H 9" SPOUT REACH	1 HANDSHOWER THERMOSTATIC	UPGRADE FINISH	HUGHES SUPPLY 480.951.0124
	FLOOR MOUNT TUB FILLER VALVE	<u>MANUFACTURER:</u> RIOBEL <u>ITEM:</u> FLOOR-MOUNT FILLER ROUGH <u>MODEL #:</u> RHFS	37"			HUGHES SUPPLY 480.951.0124




**SAGUARO RANCH - CONSTRUCTION SPECS - CONTEMPORARY
PLUMBING**

PICTURE	ITEM	MATERIAL	SIZE	NOTES	UPGRADE	VENDOR
	TOILET	<u>MANUFACTURER:</u> KOHLER <u>ITEM:</u> SANTA ROSA CONFORTT HEIGHT <u>MODEL #:</u> K-30810-0 <u>FINISH:</u> WHITE	17 5/8" W X 27 3/4" D X 28 1/2" H	ONE-PIECE COMPACT ELONGATED 1.28 GPF TOILET WITH REVOLUTION 360 SWIRL FLUSHING TECHNOLOGY		HUGHES SUPPLY 480.951.0124
	TOWEL RING QTY: 2	<u>MANUFACTURER:</u> RIOBEL <u>ITEM:</u> PARADOX TOWEL RING <u>MODEL #:</u> PX7BN <u>FINISH:</u> BRUSHED NICKEL	8" W X 3 7/8" D X 1" H		UPGRADE FINISH	HUGHES SUPPLY 480.951.0124
	TOILET TISSUE HOLDER	<u>MANUFACTURER:</u> RIOBEL <u>ITEM:</u> : PARADOX TOILET TISSUE HOLDER <u>MODEL #:</u> PX3BN <u>FINISH:</u> BRUSHED NICKEL	5" W X 3 7/8" D X 1" H		UPGRADE FINISH	HUGHES SUPPLY 480.951.0124
	ROBE HOOK QTY: 3	<u>MANUFACTURER:</u> RIOBEL <u>ITEM:</u> PARADOX ROBE HOOK <u>MODEL #:</u> PXOBN <u>FINISH:</u> BRUSHED NICKEL	1 3/4" DIA X 1 3/8" D		UPGRADE FINISH	HUGHES SUPPLY 480.951.0124

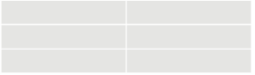
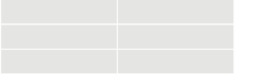

**SAGUARO RANCH - CONSTRUCTION SPECS - CONTEMPORARY
PLUMBING**

PICTURE	ITEM	MATERIAL	SIZE	NOTES	UPGRADE	VENDOR
LAUNDRY ROOM						
	SINK	<u>MANUFACTURER:</u> ROHL <u>ITEM:</u> FIRECLAY ALLIA UNDERMOUNT SINK - SINGLE BOWL <u>MODEL #:</u> 6347-00 <u>FINISH:</u> WHITE	21" X 15 9/16" X 10" D	SINK STRAINER: ROHL 736APC POLISHED CHROME		HUGHES SUPPLY 480.951.0124
	FAUCET	<u>MANUFACTURER:</u> RIOBEL <u>ITEM:</u> AZURE SINGLE LEVER FAUCET <u>MODEL #:</u> AZ10PN <u>FINISH:</u> POLISHED NICKLE	3 3/4" W 9 3/8" D X 15" H		UPGRADE FINISH	HUGHES SUPPLY 480.951.0124



**SAGUARO RANCH - CONSTRUCTION SPECS - CONTEMPORARY
FLOORING**

PICTURE	ITEM	MATERIAL	SIZE	NOTES	UPGRADE	VENDOR
GENERAL						
	INDOOR/OUTDOOR FLOOR TILE	<u>MANUFACTURER:</u> DAL TILE <u>ITEM:</u> CALGARY <u>COLORS:</u> FOG CG42 <u>FINISH:</u> MATTE	SIZE: 24" X 24"			CARPET ONE CHEYENNE CLARK 520.449.4619
	SHOWER FLOOR TILE	<u>MANUFACTURER:</u> DAL TILE <u>ITEM:</u> CALGARY <u>COLORS:</u> FOG CG42 <u>FINISH:</u> MATTE	2" X 2"			CARPET ONE CHEYENNE CLARK 520.449.4619
	BULLNOSE BASE (BATHROOMS ONLY)	<u>MANUFACTURER:</u> DAL TILE <u>ITEM:</u> CALGARY <u>COLORS:</u> FOG CG42 <u>FINISH:</u> MATTE	3" X 24"			CARPET ONE CHEYENNE CLARK 520.449.4619


SAGUARO RANCH - CONSTRUCTION SPECS - CONTEMPORARY
TILE-STONE

PICTURE	ITEM	MATERIAL	SIZE	NOTES	UPGRADE	VENDOR
KITCHEN						
	BACKSPLASH	<u>MANUFACTURER:</u> SURFACE ART <u>ITEM:</u> THOMSEN <u>COLORS:</u> VINTAGE GREY <u>FINISH:</u> MATTE	2" X 12" STRAIGHT STACK	TILE TO CEILING <i>REFER TO DRAWINGS FOR TILE LAYOUT</i> GROUT COLOR TO BE SELECTED ONSITE		CARPET ONE CHEYENNE CLARK 520.449.4619
BUTLER KITCHEN						
	BACKSPLASH	<u>MANUFACTURER:</u> SURFACE ART <u>ITEM:</u> THOMSEN <u>COLORS:</u> VINTAGE GREY <u>FINISH:</u> MATTE	2" X 12" STRAIGHT STACK	TILE TO CEILING <i>REFER TO DRAWINGS FOR TILE LAYOUT</i> GROUT COLOR TO BE SELECTED ONSITE	X	CARPET ONE CHEYENNE CLARK 520.449.4619
POWDER ROOM						
	ACCENTWALL TILE	<u>MANUFACTURER:</u> EMSER - SPECIAL ORDER <u>ITEM:</u> BRORVLGNMTL - BAROQUE RAVEL <u>COLORS:</u> GUN METAL	MOSAIC	<i>REFER TO DRAWINGS FOR TILE LAYOUT</i> <i>GROUT COLOR TO BE SELECTED ONSITE</i>	X	CARPET ONE CHEYENNE CLARK 520.449.4619





SAGUARO RANCH - CONSTRUCTION SPECS - CONTEMPORARY
TILE-STONE

PICTURE	ITEM	MATERIAL	SIZE	NOTES	UPGRADE	VENDOR
SECONDARY BATHROOMS						
	SHOWER WALL TILE	<u>MANUFACTURER:</u> DAL TILE <u>ITEM:</u> COLOR WHEEL LINEAR <u>COLORS:</u> ARTIC WHITE - 0190 <u>FINISH:</u> MATTE	8" X 24"	REFER TO DRAWINGS FOR TILE LAYOUT GROUT COLOR TO BE SELECTED ONSITE		CARPET ONE CHEYENNE CLARK 520.449.4619
PRIMARY BATHROOM						
	SHOWER WALL TILE & ACCENT WALL TILE	<u>MANUFACTURER:</u> SURFACE ART <u>ITEM:</u> MANCHESTER FLAT AND RIDGE - GLOSSY <u>COLORS:</u> MASTICE	FLAT 3" X 8" RIDGE 3" X 8"	REFER TO DRAWINGS FOR TILE LAYOUT GROUT COLOR TO BE SELECTED ONSITE		CARPET ONE CHEYENNE CLARK 520.449.4619




**SAGUARO RANCH - CONSTRUCTION SPECS - CONTEMPORARY
COUNTERTOP**

PICTURE	ITEM	MATERIAL	SIZE	NOTES	UPGRADE	VENDOR
FIREPLACE						
	HEARTH	<u>MANUFACTURER:</u> ARIZONA TILE <u>ITEM:</u> FOG <u>FINISH:</u> POLISHED QUARTZ	2CM - EASED EDGE	<i>REFER TO PLANS AND ELEVATION FOR LAYOUT</i>	X	VISIONARY GRANITE MAYRA SANCHEZ 520.334.5043



**SAGUARO RANCH - CONSTRUCTION SPECS - CONTEMPORARY
COUNTERTOP**

PICTURE	ITEM	MATERIAL	SIZE	NOTES	UPGRADE	VENDOR
KITCHEN						
	PERIMETER COUNTERTOP	<u>MANUFACTURER:</u> ARIZONA TILE <u>ITEM:</u> FOG <u>FINISH:</u> POLISHED QUARTZ	2CM - EASED EDGE			VISIONARY GRANITE MAYRA SANCHEZ 520.334.5043
	ISLAND COUNTERTOP	<u>MANUFACTURER:</u> ARIZONA TILE <u>ITEM:</u> PERLATO TAJ <u>FINISH:</u> POLISHED QUARTZITE	2CM - EASED EDGE		X	VISIONARY GRANITE MAYRA SANCHEZ 520.334.5043
BUTLER KITCHEN						
	COUNTERTOP	<u>MANUFACTURER:</u> ARIZONA TILE <u>ITEM:</u> FOG <u>FINISH:</u> POLISHED QUARTZ	2CM - EASED EDGE			VISIONARY GRANITE MAYRA SANCHEZ 520.334.5043
LAUNDRY ROOM						
	COUNTERTOP	<u>MANUFACTURER:</u> ARIZONA TILE <u>ITEM:</u> FOG <u>FINISH:</u> POLISHED QUARTZITE	2CM - EASED EDGE WITH 4" SPLASH			VISIONARY GRANITE MAYRA SANCHEZ 520.334.5043
POWDER ROOM						
	COUNTERTOP	<u>MANUFACTURER:</u> ARIZONA TILE <u>ITEM:</u> MUSTANG <u>FINISH:</u> POLISHED QUARTZ	12" MITER APRON FRONT	12" APRON FRONT	X	VISIONARY GRANITE MAYRA SANCHEZ 520.334.5043
SECONDARY BATHROOMS						
	COUNTERTOP	<u>MANUFACTURER:</u> ARIZONA TILE <u>ITEM:</u> FOG <u>FINISH:</u> POLISHED QUARTZITE	2CM - EASED EDGE WITH 4" SPLASH			VISIONARY GRANITE MAYRA SANCHEZ 520.334.5043





**SAGUARO RANCH - CONSTRUCTION SPECS - CONTEMPORARY
COUNTERTOP**

PICTURE	ITEM	MATERIAL	SIZE	NOTES	UPGRADE	VENDOR
PRIMARY BATHROOM						
	COUNTERTOP	<u>MANUFACTURER:</u> GALLERIA OF STONE <u>ITEM:</u> CIELO <u>FINISH:</u> POLISHED QUARTZITE	6" MITER EASED EDGE WITH 4" SPLASH		X	VISIONARY GRANITE MAYRA SANCHEZ 520.334.5043
	SHOWER BENCH	<u>MANUFACTURER:</u> GALLERIA OF STONE <u>ITEM:</u> CIELO <u>FINISH:</u> POLISHED QUARTZITE	2" EASED EDGE		X	VISIONARY GRANITE MAYRA SANCHEZ 520.334.5043
OUTDOOR						
	OUTDOOR KITCHEN	<u>MANUFACTURER:</u> ARIZONA TILE <u>ITEM:</u> BLACK PEARL <u>FINISH:</u> GRANITE	2CM - EASED EDGE			VISIONARY GRANITE MAYRA SANCHEZ 520.334.5043






**SAGUARO RANCH - CONSTRUCTION SPECS - CONTEMPORARY
CABINETY**

PICTURE	ITEM	MATERIAL	NOTES	UPGRADE	VENDOR
GENERAL - CLOSETS					
	CLOSET CABINETY	<u>MANUFACTURER:</u> TAFISA <u>ITEM:</u> RIVER ROCK <u>FINISH:</u> POLISHED QUARTZ	<i>ALL CLOSET LAYOUTS MUST BE DESIGNED BY OR COORDINATED WITH CLOSET TRENDS</i> <i>SOFT CLOSE VERTICAL GRAIN</i>		CLOSET TRENDS 520.325.1880
	CABINET PULL (VERIFY QTY)	<u>MANUFACTURER:</u> HARDWARE RESOURCES <u>ITEM:</u> LEXA CABINET - 259-160SN <u>FINISH:</u> SATIN NICKEL			CANYON CABINETY SUSAN GRIMES 520.603.6010






**SAGUARO RANCH - CONSTRUCTION SPECS - CONTEMPORARY
CABINETS**

PICTURE	ITEM	MATERIAL	NOTES	UPGRADE	VENDOR
GREAT ROOM					
	WOOD SHELVES AT FIREPLACE	<u>ITEM:</u> KNOTTY CHERRY <u>COLOR:</u> CG 541	3" THICK REFER TO PLANS, ELEVATION FOR SIZE AND LAYOUT	X	CANYON CABINETS SUSAN GRIMES 520.603.6010
KITCHEN					
	PERIMETER CABINETS	<u>ITEM:</u> KNOTTY CHERRY <u>STYLE:</u> SHAKER STYLE CABINET <u>COLOR:</u> CG 541	PANEL DOORS SOFT CLOSE VERTICAL GRAIN		CANYON CABINETS SUSAN GRIMES 520.603.6010
	ISLAND CABINETS	<u>ITEM:</u> KNOTTY CHERRY <u>STYLE:</u> SHAKER STYLE CABINET <u>COLOR:</u> PAINTED - SW9619 TEAKWOOD	PANEL DOORS SOFT CLOSE VERTICAL GRAIN		CANYON CABINETS SUSAN GRIMES 520.603.6010
	CABINET PULL (VERIFY QTY - 42)	<u>MANUFACTURER:</u> HARDWARE RESOURCES <u>ITEM:</u> LEXA CABINET - 259-160SN <u>FINISH:</u> SATIN NICKEL	6"		CANYON CABINETS SUSAN GRIMES 520.603.6010



**SAGUARO RANCH - CONSTRUCTION SPECS - CONTEMPORARY
CABINETS**

PICTURE	ITEM	MATERIAL	NOTES	UPGRADE	VENDOR
BUTLER KITCHEN					
	CABINETS	<u>ITEM:</u> KNOTTY CHERRY <u>STYLE:</u> SHAKER STYLE CABINET <u>COLOR:</u> CG 541	PANEL DOORS SOFT CLOSE VERTICAL GRAIN		CANYON CABINETS SUSAN GRIMES 520.603.6010
	CABINET PULL (VERIFY QTY - 20)	<u>MANUFACTURER:</u> HARDWARE RESOURCES <u>ITEM:</u> LEXA CABINET - 259-160SN <u>FINISH:</u> SATIN NICKEL	6"		CANYON CABINETS SUSAN GRIMES 520.603.6010
	FLOATING SHELVES	<u>ITEM:</u> KNOTTY CHERRY <u>COLOR:</u> CG 541	3" THICK REFER TO PLANS, ELEVATION FOR SIZE AND LAYOUT	X	CANYON CABINETS SUSAN GRIMES 520.603.6010
LAUNDRY ROOM					
	CABINETS	<u>ITEM:</u> KNOTTY CHERRY <u>STYLE:</u> SHAKER STYLE CABINET <u>COLOR:</u> CG 541	PANEL DOORS SOFT CLOSE VERTICAL GRAIN		CANYON CABINETS SUSAN GRIMES 520.603.6010
	CABINET PULL (VERIFY QTY - 9)	<u>MANUFACTURER:</u> HARDWARE RESOURCES <u>ITEM:</u> LEXA CABINET - 259-160SN <u>FINISH:</u> SATIN NICKEL	6"		CANYON CABINETS SUSAN GRIMES 520.603.6010

**SAGUARO RANCH - CONSTRUCTION SPECS - CONTEMPORARY
CABINETS**



PICTURE	ITEM	MATERIAL	NOTES	UPGRADE	VENDOR
GUEST BATH 1					
	CABINETS	<u>ITEM:</u> KNOTTY CHERRY <u>STYLE:</u> SHAKER STYLE CABINET <u>COLOR:</u> CG 541	PANEL DOORS SOFT CLOSE VERTICAL GRAIN		CANYON CABINETS SUSAN GRIMES 520.603.6010
	CABINET PULL (VERIFY QTY - 7)	<u>MANUFACTURER:</u> HARDWARE RESOURCES <u>ITEM:</u> LEXA CABINET - 259-160SN <u>FINISH:</u> SATIN NICKEL	6"		CANYON CABINETS SUSAN GRIMES 520.603.6010
	FLOATING SHELVES	<u>ITEM:</u> KNOTTY CHERRY <u>COLOR:</u> CG 541	2.5" THICK REFER TO PLANS, ELEVATION FOR SIZE AND LAYOUT	X	CANYON CABINETS SUSAN GRIMES 520.603.6010
GUEST BATH 2					
	CABINETS	<u>ITEM:</u> KNOTTY CHERRY <u>STYLE:</u> SHAKER STYLE CABINET <u>COLOR:</u> CG 541	PANEL DOORS SOFT CLOSE VERTICAL GRAIN		CANYON CABINETS SUSAN GRIMES 520.603.6010
	CABINET PULL (VERIFY QTY - 8)	<u>MANUFACTURER:</u> HARDWARE RESOURCES <u>ITEM:</u> LEXA CABINET - 259-160SN <u>FINISH:</u> SATIN NICKEL	6"		CANYON CABINETS SUSAN GRIMES 520.603.6010

**SAGUARO RANCH - CONSTRUCTION SPECS - CONTEMPORARY
CABINETS**

PICTURE	ITEM	MATERIAL	NOTES	UPGRADE	VENDOR
PRIMARY BATHROOM					
	FLOATING CABINETS	<u>ITEM:</u> KNOTTY CHERRY <u>STYLE:</u> SHAKER STYLE CABINET <u>COLOR:</u> CG 541	PANEL DOORS SOFT CLOSE VERTICAL GRAIN		CANYON CABINETS SUSAN GRIMES 520.603.6010
	CABINET PULL (VERIFY QTY - 10)	<u>MANUFACTURER:</u> HARDWARE RESOURCES <u>ITEM:</u> LEXA CABINET - 259-160SN <u>FINISH:</u> SATIN NICKEL	6"		CANYON CABINETS SUSAN GRIMES 520.603.6010





SAGUARO RANCH - CONSTRUCTION SPECS - CONTEMPORARY

GLASS

PICTURE	ITEM	MATERIAL	SIZE	NOTES	UPGRADE	VENDOR
SECONDARY BATHROOMS						
	SHOWER GLASS ENCLOSURE	<u>ITEM:</u> GLASS SHOWER GLASS ENCLOSURE	RECESS GLASS INTO CEILING DRYWALL. TILE AROUND GLASS ON FLOOR	<i>REFER TO DRAWINGS FOR LAYOUT</i>		HARTMAN GLASS & MIRROR JAVIER 520.903.0766
PRIMARY BATHROOM						
	SHOWER GLASS ENCLOSURE	<u>ITEM:</u> GLASS SHOWER GLASS ENCLOSURE	RECESS GLASS INTO CEILING DRYWALL. TILE AROUND GLASS ON FLOOR	<i>REFER TO DRAWINGS FOR LAYOUT</i>		HARTMAN GLASS & MIRROR JAVIER 520.903.0766

SAGUARO RANCH - CONSTRUCTION SPECS - CONTEMPORARY

MIRROR

PICTURE	ITEM	MATERIAL	SIZE	NOTES	UPGRADE	VENDOR
POWDER ROOM						
	CUSTOM MIRROR	<u>ITEM:</u> FRAMELESS MIRROR WITH LED BACK LIGHTING		TILE TO CEILING <i>REFER TO DRAWINGS FOR TILE LAYOUT</i>	X	HARTMAN GLASS & MIRROR
GUEST BATH 1						
	MIRROR QTY: 2	<u>ITEM:</u> FRAMELESS MIRROR	30" X 52"	TILE TO CEILING <i>REFER TO DRAWINGS FOR TILE LAYOUT</i>		HARTMAN GLASS & MIRROR
GUEST BATH 2						
	MIRROR	<u>ITEM:</u> FRAMELESS MIRROR	30" X 52"	TILE TO CEILING <i>REFER TO DRAWINGS FOR TILE LAYOUT</i>		HARTMAN GLASS & MIRROR
PRIMARY BATHROOM						
	MIRROR QTY: 2	<u>MANUFACTURER:</u> IBM MIRROR <u>ITEM:</u> HARMONY DIMMABLE LIGHTED MIRROR <u>MODEL #:</u> HARMX24323000	24" X 32"	Voltage: 110V - Lumen Output: Approx. 4250 lumens - CRI: 90+ - Lifespan: Approx. 120,000 hours 3000K	X	IBM MIRROR